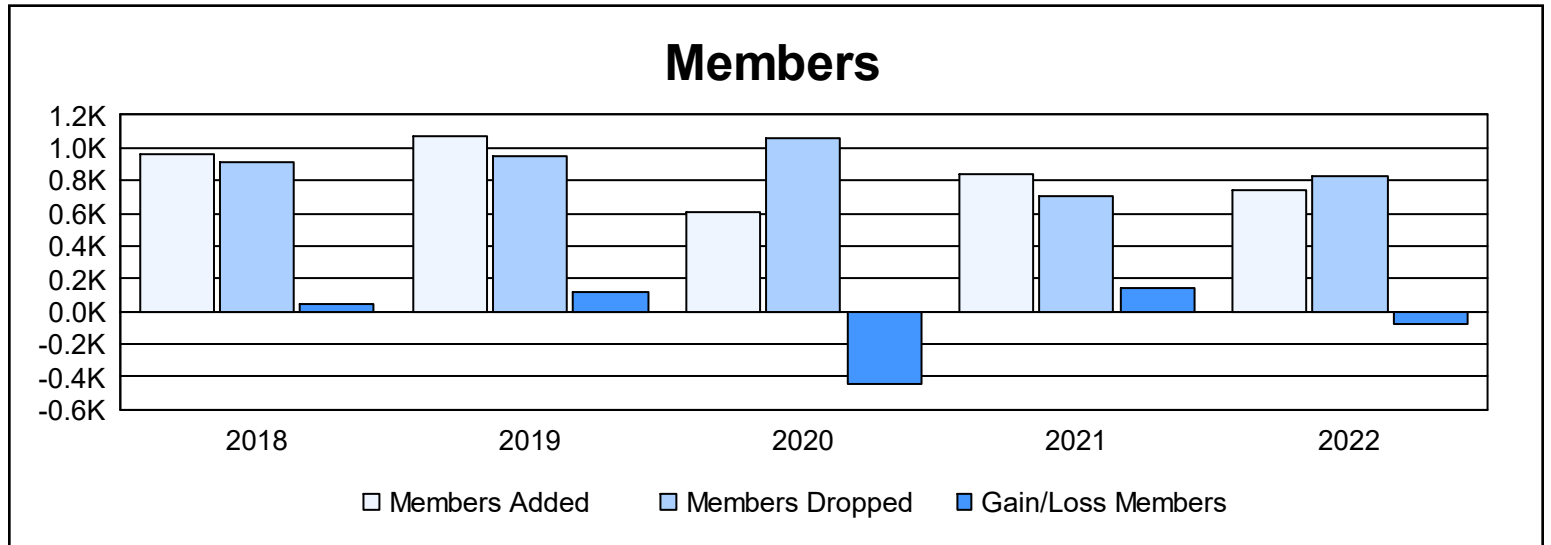
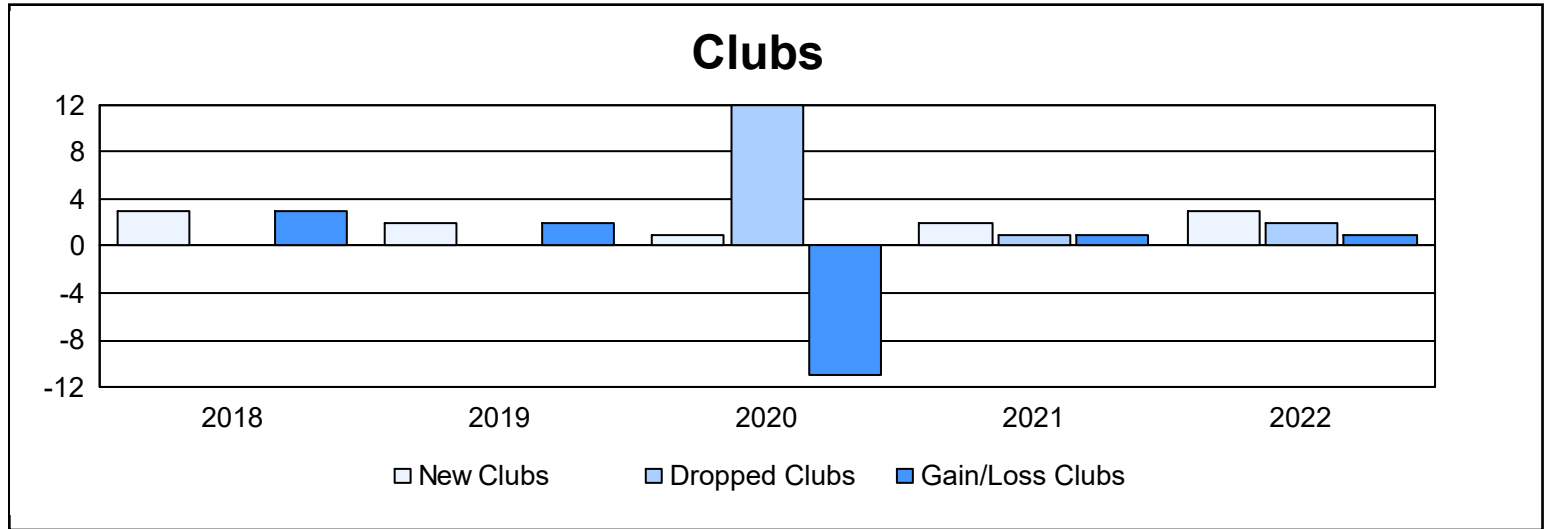
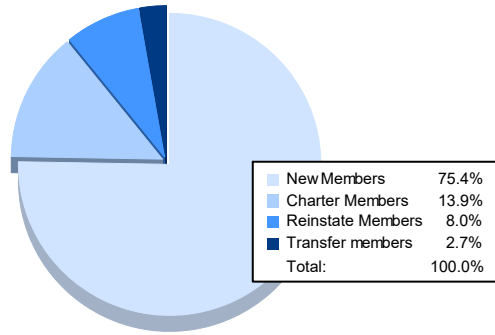


Year	New Clubs	Dropped Clubs	Gain/ Loss Clubs	New Members	Charter Members	Reinstate Members	Transfer Members	Total Member Added	Total Members Dropped	Gain/ Loss Members
2017-2018	3	0	3	815	113	16	18	962	918	44
2018-2019	2	0	2	935	89	28	20	1,072	952	120
2019-2020	1	12	-11	512	40	38	23	613	1,057	-444
2020-2021	2	1	1	721	73	32	16	842	702	140
2021-2022	3	2	1	563	104	60	20	747	827	-80
<b>Average</b>	<b>2</b>	<b>3</b>	<b>-1</b>	<b>709</b>	<b>84</b>	<b>35</b>	<b>19</b>	<b>847</b>	<b>891</b>	<b>-44</b>



### Membership Composition June 2022 Cumulative



### Gender Composition June 2022 Cumulative

